

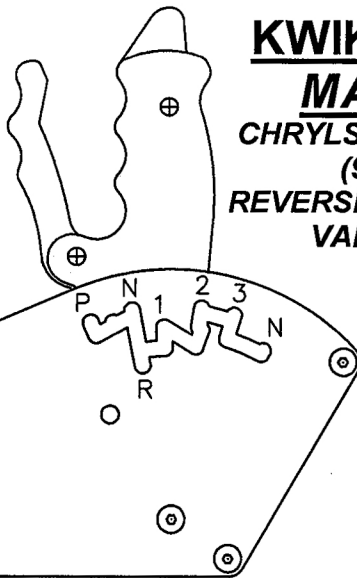
KWIK-SHIFT I
MANUAL

CHRYSLER PROFLITE
(904, 727)
REVERSE (P R/N 1 2 3 N)
VALVE BODY

PULL TO
UP SHIFT



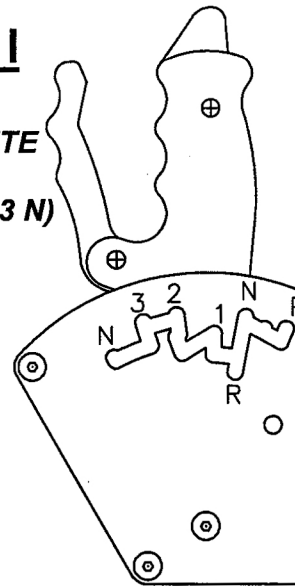
TYPICAL 5 FT (#605)
CABLE FOR FRONT
CABLE EXIT



PUSH TO
UP SHIFT



TYPICAL 5 FT (#605)
CABLE FOR REAR
CABLE EXIT

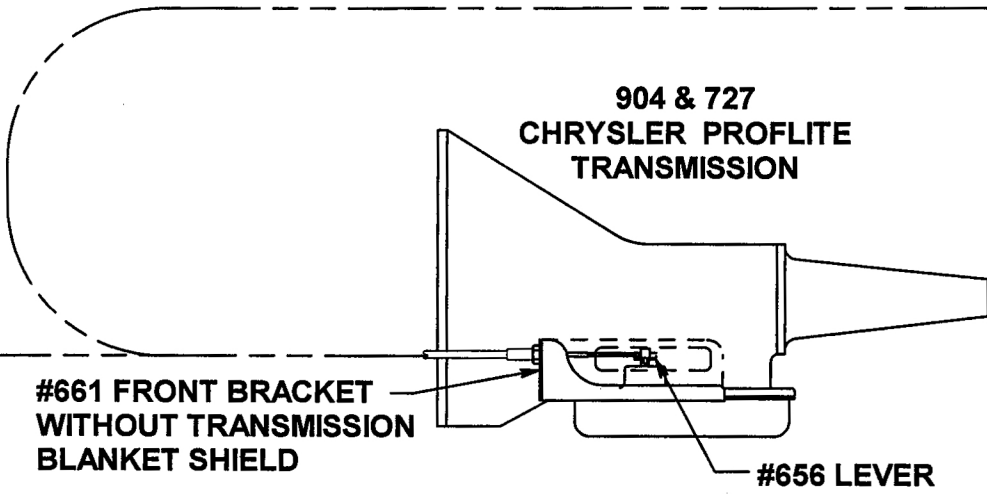


#435-FT-R CHRY PROFLITE (RED)
#435-FT-B CHRY PROFLITE (BLACK)
(FRONT CABLE EXIT)

FRONT OF
VEHICLE



#435-REAR-R CHRY PROFLITE (RED)
#435-REAR-B CHRY PROFLITE (BLACK)
(REAR CABLE EXIT)



#661 FRONT BRACKET
WITHOUT TRANSMISSION
BLANKET SHIELD

#653 FRONT BRACKET
WITH TRANSMISSION
BLANKET SHIELD

#656 LEVER

NOTE: BRACKET SPACERS
FURNISHED ARE NOT REQUIRED
WHEN USING CAST ALUM. OIL PAN

NOTE: SHIFTERS START IN CLEAN
NEUTRAL AND PARK POSITIONS

KITS, LEVER AND TRANSMISSION
BRACKETS

#660 KIT, FRONT ENTRY BRACKET & LEVER
(WITHOUT TRANSMISSION BLANKET
SHIELD)

#658 KIT, FRONT ENTRY BRACKET & LEVER
(WITH TRANSMISSION BLANKET SHIELD)

PRECISION PERFORMANCE PRODUCTS
KWIK-SHIFT I MANUAL
PROFLITE CHRYSLER
FRONT TRANSMISSION ENTRY
11/18/16 PF Manual Ft1.vc6