

**PUSH TO
UP SHIFT**



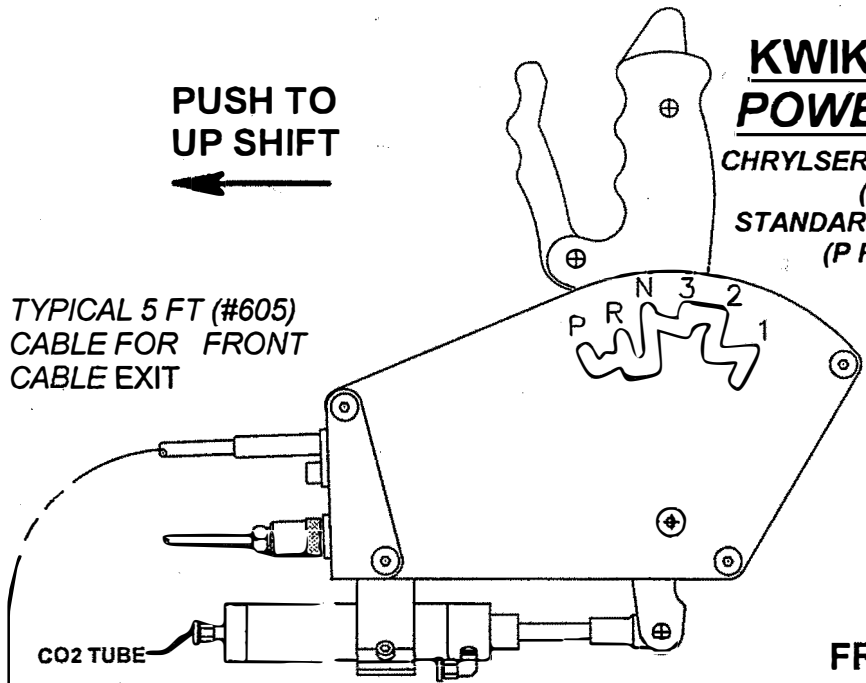
**KWIK-SHIFT I
POWER SHIFT**

**CHRYSLER TORQUE-FLITE
(RE48)
STANDARD VALVE BODY
(P R N 3 2 1)**

**PULL TO
UP SHIFT**



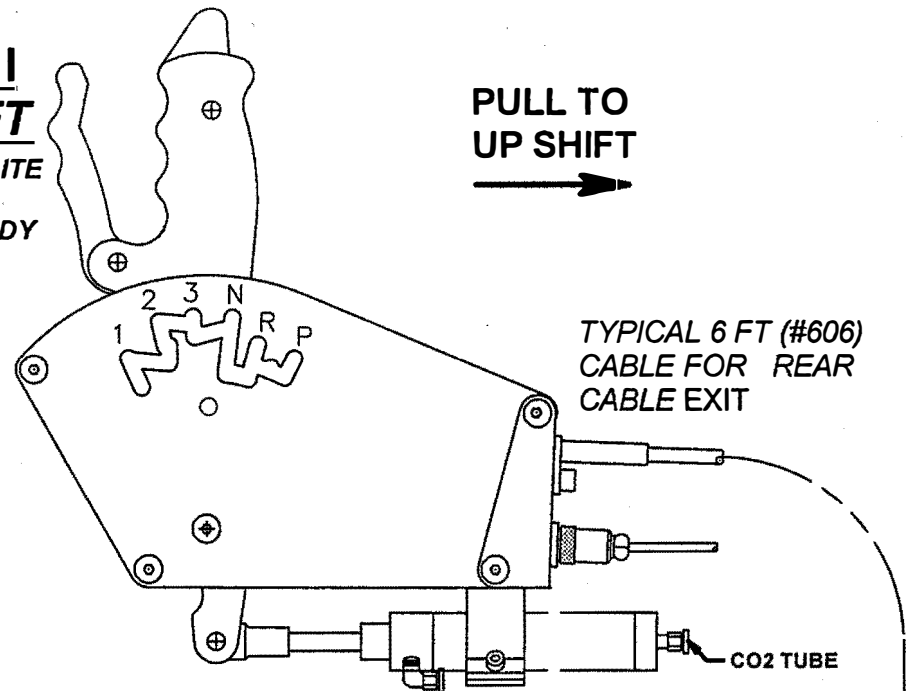

**TYPICAL 5 FT (#605)
CABLE FOR FRONT
CABLE EXIT**



CO2 TUBE

**#482-FT-R CHRY STANDARD (RED)
#482-FT-B CHRY STANDARD (BLACK)
(FRONT CABLE EXIT)**

**FRONT OF
VEHICLE**

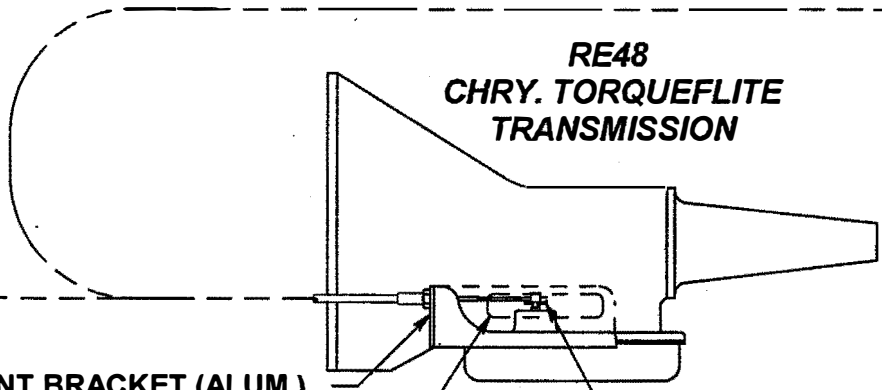


**TYPICAL 6 FT (#606)
CABLE FOR REAR
CABLE EXIT**

CO2 TUBE

**#482-REAR-R CHRY STANDARD (RED)
#482-REAR-B CHRY STANDARD (BLACK)
(REAR CABLE EXIT)**

**RE48
CHRY. TORQUEFLITE
TRANSMISSION**



**#661 FRONT BRACKET (ALUM.)
WITHOUT TRANSMISSION
BLANKET SHIELD**

**#653 FRONT BRACKET (ALUM.)
WITH TRANSMISSION
BLANKET SHIELD**

#656 LEVER

**KITS, LEVER AND TRANSMISSION BRACKETS
#660 KIT, FRONT ENTRY ALUM. BRACKET & LEVER
(WITHOUT TRANSMISSION BLANKET SHIELD)**

**#658 KIT, FRONT ENTRY ALUM. BRACKET & LEVER
(WITH TRANSMISSION BLANKET SHIELD)**

**PRECISION PERFORMANCE PRODUCTS
KWIKSHIFT I POWERSHIFT CHRYSLER 48RE
STANDARD VALVE BODY**

8-20-2017 Chry 48RE Air Std1.vc6